

Name of the Company : PEARL AGRICULTURE LTD RS1

Script Code, Name of the scrip, class of security :

Quarter ended : 30/09/2015

Partly paid-up shares :-	No. of partly paid-up shares	As a % of total no. of partly paid-up shares	As a % of total no. of shares of the company
Held by promoter/promoter group		0.00	0.00
Held by public		0.00	0.00
<b>Total</b>	<b>0</b>	<b>0.00</b>	<b>0.00</b>
Outstanding convertible securities	No. of outstanding securities	As a % of total no. of outstanding convertible securities	As a % of total no. of shares of the company, assuming full conversion of the convertible securities
Held by promoter/promoter group		0.00	0.00
Held by public		0.00	0.00
<b>Total</b>	<b>0</b>	<b>0.00</b>	<b>0.00</b>
Warrants	No. of Warrants	As a % of total no. of Warrants	As a % of total no. of shares of the company, assuming full conversion of warrants
Held by promoter/promoter group	0	0.00	0.00
Held by public	0	0.00	0.00
<b>Total</b>	<b>0</b>	<b>0.00</b>	<b>0.00</b>
Total paid-up capital of the company, assuming full conversion of warrants convertible securities <b>Total (A+B+C)+ D+E+F)</b>	<b>216817710</b>		<b>100.00</b>



**Statement Showing Shareholding Pattern**

Table (I)(a)									
Category Code	Category of Shareholder	Number of Shareholders	Total Number of Shares	(III)	(IV)	(V)	Total Shareholding as a percentage of total number of shares		Shares Pledged or otherwise encumbered
							Dematerialised shares	As a percentage of (A+B)	
(I)	(II)	(III)	(IV)	(V)	(VI)	(VII)	(VIII)	(IX)	(X)
<b>(A) Shareholding of Promoter and Promoter Group<sup>2</sup></b>									
<b>1. INDIAN</b>									
(a)	INDIVIDUAL / HUF	5	11298700	11298700	5.2112	5.2112	0	0.00	0.00
(b)	CENTRAL / STATE GOVERNMENT(S)	0	0	0	0.0000	0.0000	0	0.00	0.00
(c)	BODIES CORPORATE	0	0	0	0.0000	0.0000	0	0.00	0.00
(d)	FINANCIAL INSTITUTIONS / BANKS	0	0	0	0.0000	0.0000	0	0.00	0.00
(e)	ANY OTHERS (Specify)	0	0	0	0.0000	0.0000	0	0.00	0.00
(f)	DIRECTORS RELATIVES	6	19050650	19050650	8.7865	8.7865	0	0.00	0.00
(g)	TRUSTS	0	0	0	0.0000	0.0000	0	0.00	0.00
<b>SUB TOTAL (A)(1) :</b>		<b>11</b>	<b>30349350</b>	<b>30349350</b>	<b>13.9976</b>	<b>13.9976</b>	<b>0</b>	<b>0.00</b>	<b>0.00</b>
<b>2. FOREIGN</b>									
(a)	INDIVIDUAL	0	0	0	0.0000	0.0000	0	0.00	0.00
(b)	BODIES CORPORATE	0	0	0	0.0000	0.0000	0	0.00	0.00
(c)	INSTITUTIONS	0	0	0	0.0000	0.0000	0	0.00	0.00
(d)	QUALIFIED FOREIGN INVESTOR	0	0	0	0.0000	0.0000	0	0.00	0.00
(e)	ANY OTHERS (Specify)	0	0	0	0.0000	0.0000	0	0.00	0.00
<b>SUB TOTAL (A)(2) :</b>		<b>0</b>	<b>0</b>	<b>0</b>	<b>0.0000</b>	<b>0.0000</b>	<b>0</b>	<b>0.00</b>	<b>0.00</b>
<b>Total holding for promoters (A)=(A)(1) + (A)(2)</b>									
		<b>11</b>	<b>30349350</b>	<b>30349350</b>	<b>13.9976</b>	<b>13.9976</b>	<b>0</b>	<b>0.00</b>	<b>0.00</b>
<b>(B) Public shareholding</b>									
<b>1. INSTITUTIONS</b>									
(a)	MUTUAL FUNDS / UTI	0	0	0	0.0000	0.0000	0	0.00	0.00
(b)	FINANCIAL INSTITUTIONS / BANKS	0	0	0	0.0000	0.0000	0	0.00	0.00
(c)	CENTRAL / STATE GOVERNMENT(S)	0	0	0	0.0000	0.0000	0	0.00	0.00
(d)	VENTURE CAPITAL FUNDS	0	0	0	0.0000	0.0000	0	0.00	0.00
(e)	INSURANCE COMPANIES	0	0	0	0.0000	0.0000	0	0.00	0.00
(f)	FII'S	0	0	0	0.0000	0.0000	0	0.00	0.00





**Statement Showing Shareholding Pattern**

Category of Shareholder	Number of Shareholders	Total Number of Shares	Table I(a)		Number of Shares held in Dematerialised form	Total Shareholding as a percentage of total number of shares		Shares Pledged or otherwise encumbered	As a percentage (IX) = (VIII)/(IV) * 100	
			(III)	(IV)		(V)	As a Percentage of (A+B) (VI)			As a Percentage of (A+B+C) (VII)
(g) FOREIGN VENTURE CAPITAL INVESTORS	0	0	0	0	0	0.0000	0.0000	0	0.00	
(h) QUALIFIED FOREIGN INVESTOR	0	0	0	0	0	0.0000	0.0000	0	0.00	
(i) ANY OTHERS (Specify)	0	0	0	0	0	0.0000	0.0000	0	0.00	
<b>SUB TOTAL (B)(1) :</b>	<b>0</b>	<b>0</b>	<b>0</b>	<b>0</b>	<b>0</b>	<b>0.0000</b>	<b>0.0000</b>	<b>0</b>	<b>0.00</b>	
<b>B 2. Non-institutions</b>										
(a) BODIES CORPORATE	261	49905621	49859281	23.0173	23.0173	0	0	0	0.00	
(b) INDIVIDUAL	1123	5620114	4799664	2.5921	2.5921	0	0	0	0.00	
(i) (CAPITAL UPTO TO Rs. 1 Lakh)	102	129673778	51163498	59.8077	59.8077	0	0	0	0.00	
(ii) (CAPITAL GREATER THAN Rs. 1 Lakh)	0	0	0	0.0000	0.0000	0	0	0	0.00	
(c) QUALIFIED FOREIGN INVESTOR	0	0	0	0.0000	0.0000	0	0	0	0.00	
(d) ANY OTHERS (Specify)	0	0	0	0.0000	0.0000	0	0	0	0.00	
(i) TRUSTS	12	1266137	1266137	0.5840	0.5840	0	0	0	0.00	
(ii) CLEARING MEMBER	0	0	0	0.0000	0.0000	0	0	0	0.00	
(iii) DIRECTORS RELATIVES	0	0	0	0.0000	0.0000	0	0	0	0.00	
(iv) EMPLOYEE	4	2710	1050	0.0012	0.0012	0	0	0	0.00	
(v) NON RESIDENT INDIANS (NRI)	0	0	0	0.0000	0.0000	0	0	0	0.00	
(vi) OVERSEAS BODIES CORPORATES	0	0	0	0.0000	0.0000	0	0	0	0.00	
(vii) UNCLAIMED SUSPENSE ACCOUNT	0	0	0	0.0000	0.0000	0	0	0	0.00	
<b>SUB TOTAL (B)(2) :</b>	<b>1502</b>	<b>186468360</b>	<b>107089630</b>	<b>86.0024</b>	<b>86.0024</b>	<b>0</b>	<b>86.0024</b>	<b>0</b>	<b>0.00</b>	
<b>Total Public Shareholding</b>										
<b>(B)=(1) + (B)(2)</b>	<b>1502</b>	<b>186468360</b>	<b>107089630</b>	<b>86.0024</b>	<b>86.0024</b>	<b>0</b>	<b>86.0024</b>	<b>0</b>	<b>0.00</b>	
<b>Total (A) + (B) :</b>	<b>1513</b>	<b>216817710</b>	<b>137438980</b>	<b>100.0000</b>	<b>100.0000</b>	<b>0</b>	<b>100.0000</b>	<b>0</b>	<b>0.00</b>	
<b>(C) Shares held by Custodians and against which Depository Receipts have been issued</b>										
(i) Promoter and Promoter Group	0	0	0	0.0000	0.0000	0	0.0000	0	0.00	
(ii) Public	0	0	0	0.0000	0.0000	0	0.0000	0	0.00	
<b>SUB TOTAL (C)(1) :</b>	<b>0</b>	<b>0</b>	<b>0</b>	<b>0.0000</b>	<b>0.0000</b>	<b>0</b>	<b>0.0000</b>	<b>0</b>	<b>0.00</b>	

Grand Total (A) + (B) + (C) 1513 216817710 137439980 100 100.0000 0 0.00

NOTES:


1) NAME, NUMBER OF SHARES HELD & PERCENTAGE OF ENTITIES / PERSONS HOLDING MORE THAN 1% OF THE TOTAL SHARES OF THE COMPANY IS AS PER ANNEXURE

(l)(b) Statement showing holding of securities (including shares, warrants, convertible securities) of persons belonging to the category "Promoter and Promoter Group"

Sr.No	Name of the Shareholder	Total shares held			Encumbered shares (*)			Details of warrants			Details of convertible securities		
		(I)	(II)	(III)	(IV)	(V)	(VI)-(VII)/(III)* 100	(VIII)	(IX)	(X)	(XI)	(XII)	
		Number of shares	As a % of grand total (A)+(B)+(C)	Number of shares	As a % of grand total (A)+(B)+(C)	As a % of grand total (A)+(B)+(C) of sub-clause (I)(a)	Number of warrants held	As a % of total warrants of the same class	Number of convertible securities held	As a % of total convertible securities of the same class	Total shares (including underlying shares assuming full conversion of warrants and convertible securities) as a % of diluted share capital		
1	NAVYUG TELEFILMS PRIVATE LIMITED	7478640	3.4493	0	0.00	0.00	0	0	0	0	0		
2	KRISHAN KHADARIA	7145640	3.2957	0	0.00	0.00	0	0	0	0	0		
3	GOLDEN MEDOWS EXPORT PRIVATE LIMITED	5030100	2.3200	0	0.00	0.00	0	0	0	0	0		
4	ASHA KHADARIA	4072030	1.8781	0	0.00	0.00	0	0	0	0	0		
5	ATTRIBUTE SHARES AND SECURITIES PVT. LTD.	3670030	1.6927	0	0.00	0.00	0	0	0	0	0		
6	MUMBADEVI FINANCE INVESTMENT COMPANY PVT LT	2123820	0.9795	0	0.00	0.00	0	0	0	0	0		
7	FOREVER FLOURISHING FINANCE & INVESTMENT PVT LTD	431210	0.1989	0	0.00	0.00	0	0	0	0	0		
8	KASHISH MULTI TRADE PRIVATE LIMITED	316850	0.1461	0	0.00	0.00	0	0	0	0	0		
9	MOHIT KHADARIA	39120	0.0180	0	0.00	0.00	0	0	0	0	0		
10	SUSHILA DEVI RAGHUNATH PRASAD KHADARIA	27940	0.0129	0	0.00	0.00	0	0	0	0	0		
11	MOHINI KRISHAN KHADARIA	13970	0.0064	0	0.00	0.00	0	0	0	0	0		
<b>TOTAL:</b>		<b>30349350</b>	<b>13.9976</b>	<b>0</b>	<b>0.00</b>	<b>0.0000</b>	<b>0</b>	<b>0</b>	<b>0</b>	<b>0</b>	<b>0</b>		

PRINTED ON: 08/10/2015

PAGE NO: 1



(I)(c)(i) Statement showing holding of securities (including shares, warrants, convertible securities) of persons belonging to the category "Public" and holding more than 1% of the total number of shares.

Sl.No	Name of the shareholder	Number of shares	Shares as a percentage of total number of shares (i.e., Grand Total (A) + (B) + (C) indicated in Statement at para (i) (a) above)	Details of warrants	Details of convertible securities	Total shares (including underlying shares assuming full conversion of warrants and convertible securities) as a % of diluted share capital
				Number of warrants	As a % total number of warrants of the same class	
					Number of convertible securities held	% w.r.t. total number of convertible securities of the same class
1	AARTI SINGAL	9000000	4.1510	0	0	0
2	ANIKET SINGAL	9000000	4.1510	0	0	0
3	SANJAY SINGAL	9000000	4.1510	0	0	0
4	SANJAY SINGAL - HUF	9000000	4.1510	0	0	0
5	PRAMOD GOEL	6250000	2.8826	0	0	0
6	ANUP GARG	5000000	2.3061	0	0	0
7	BAGRI CONSULTANCY AND SERVICES PRIVATE LIMITED	4691925	2.1640	0	0	0
8	KHUNANIA REAL ESTATE PRIVATE LIMITED	4688340	2.1623	0	0	0
9	OCTOPUS INFOTEL PRIVATE LTD.	4250290	1.9603	0	0	0
10	PRAVEEN KUMAR AGARWAL	2794500	1.2889	0	0	0
11	ATTIRE TRADERS PRIVATE LIMITED	2547820	1.1751	0	0	0
12	RAJ KUMAR KEDIA	2500000	1.1530	0	0	0
13	RAJESH G. DOSHI	2500000	1.1530	0	0	0
14	ROHIT GUPTA	2500000	1.1530	0	0	0
15	SURJIT SINGH GROVER	2500000	1.1530	0	0	0
16	VIKAS BABULAL KHANDELWAL	2500000	1.1530	0	0	0
17	G.M. LINGARAJU	2500000	1.1530	0	0	0
18	G.M. PRASANNA KUMAR	2500000	1.1530	0	0	0
19	G.S. ANITHKUMAR	2500000	1.1530	0	0	0
20	ASHOK BABULAL KHANDELWAL	2500000	1.1530	0	0	0
<b>TOTAL :</b>		<b>88722875</b>	<b>40.9205</b>	<b>0</b>	<b>0</b>	<b>0</b>

Printed Date : 08/10/2015

PAGE NO : 1


I



(1)(C)(i) Statement showing holding of securities (including shares, warrants, convertible securities) of persons (together with PAC) belonging to the category "Public" and holding more than 5% of the total number of shares of the company.

SR.NO	Name	Number of shares	Details of warrants		Details of convertible securities		Total shares (including underlying shares assuming full conversion of warrants and convertible securities) as a % of diluted share capital
			Number of warrants held	As a % total number of warrants of the same class	Number of convertible securities held	% w.r.t. total number of convertible securities of the same class	
1			0	0	0	0	0
<b>TOTAL :</b>			0	0	0	0	0

Printed Date : 08/10/2015



(1)(d)

Statement showing details of locked-in shares

AS ON : 30/09/2015

Sr No	Name of the shareholder	Number of locked-in shares	Locked-in shares as a percentage of total number of shares i.e., Grand Total (A)+(B)+ (C) indicated in Statement at para 1(a) above}	Promoter / Promoter Group / Public
1	SANJAY SINGAL	9000000	4.15	Public
2	SANJAY SINGAL - HUF	9000000	4.15	Public
3	AARTI SINGAL	9000000	4.15	Public
4	ANIKET SINGAL	9000000	4.15	Public
5	ANUP GARG	5000000	2.31	Public
6	ROHIT GUPTA	2500000	1.15	Public
7	RAJESH G. DOSHI	2500000	1.15	Public
8	KULJITSINGH ARORA	2000000	0.92	Public
9	SURJIT SINGH GROVER	2500000	1.15	Public
10	ASHOK BOOB	2000000	0.92	Public
11	PUSPA BOOB	2000000	0.92	Public
12	ANIL CHAUDHARY	1875000	0.86	Public
13	AKANKSHA AGGARWAL	500000	0.23	Public
14	SONAL VINODKUMAR AGARWAL	500000	0.23	Public
15	ADITYA GUPTA	500000	0.23	Public
16	G.M. PRASANNA KUMAR	2500000	1.15	Public
17	G.M. LINGARAJU	2500000	1.15	Public
18	G.S. ANITHKUMAR	1000000	0.46	Public
19	KANIKA AGGARWAL	750000	0.35	Public
20	SANDIP MEHRA	500000	0.23	Public
21	GEETA MEHRA	500000	0.23	Public
22	RAM KUMAR MEHRA	500000	0.23	Public
23	RAHUL JAIN	500000	0.23	Public
24	HIMANSHU GUPTA	1000000	0.46	Public
25	GAURAV SUD	2500000	1.15	Public
26	RAJ KUMAR KEDIA	1250000	0.58	Public
27	ROHAN AGGARWAL	1250000	0.58	Public
28	SUSHMA RANI GUPTA	1250000	0.58	Public
29	SAVITA BANSAL	1250000	0.58	Public
30	SADHNA RANI	1250000	0.58	Public
<b>TOTAL:</b>		<b>77625000</b>	<b>35.8020</b>	




(II)(a) Statement showing details of Depository Receipts (DRs)

Sr.No.	Type of Outstanding DR (ADRs,GDRs,SDRs etc.)	No of Outstanding DRs.	No of Shares underlying outstanding DRs.	Shares underlying outstanding DRs as a Percentage of total number of shares (i.e Grand Total (A)+ (B) + (C) Indicated in statement at para(I) (a) above)
1	GDRs			
TOTAL :				

(II) (b) Statement showing holding of Depository Receipts (DRs) , where underlying shares held by 'promoter / promoter group' are in excess of 1% of the total number of shares.

Sr.No.	Name of the DR Holder	Type of Outstanding DR (ADRs,GDRs,SDRs etc.)	No.of Shares underlying outstanding DRs.	Shares underlying outstanding DRs,as a Percentage of total number of shares (i.e Grand Total (A)+(B)+(C) Indicated in statement at Para (I) (a) above)
1				
TOTAL :				

**For Pearl Agriculture Limited**  
  
**Director /Auth. Sign**